

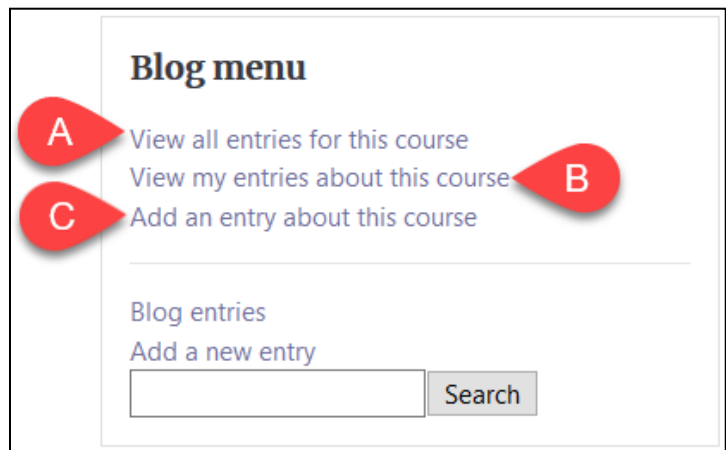
Working with Student Blogs

A blog is a personal online writing space. All students and teachers using the Avenue courseware have their own blogs. There are blog writing activities throughout the Avenue 3, 4, 5, 6, and 7 courseware. It is very important to note that the **Blog menu block** is only displayed on the main course page in the courseware unless the instructor adds a blog menu block associated with an activity or resource.

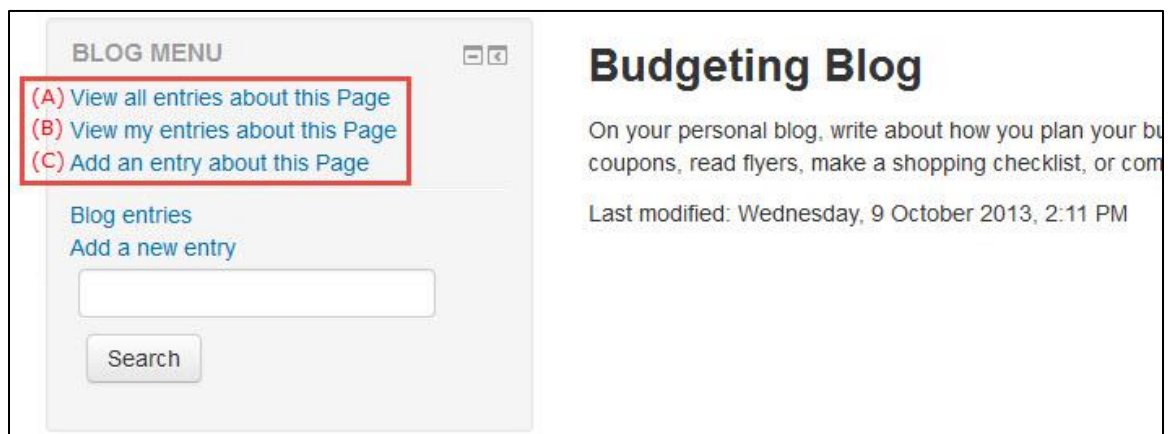
Editing teachers can create **Blog menu** blocks that are associated with individual activities.

Exemplar

The **Blog menu** block (visible below) is available in the **Stage 2/3 Exemplar course**. It appears on the right side of the course.



Students should use a **blog menu** block when responding to a blog writing task. Three of the links in the **Blog menu** block are contextualized to the courseware page displaying it.



The above example is a screenshot of a **blog menu** associated with a blog writing task.

- (A) This link displays, on one page, all of the blog entries associated with this task. Only those blog entries that have been published to anyone on the site are displayed.
- Students can decide if their blog entry is 'private' or 'shared' when they save their work. The only way for a teacher to see a student's blog entry is if it is shared. In this case, anyone in the course can also see and comment on the blog entry, although the student can temporarily enable and disable it if desired.
- (B) This link can be used by a student to display their own entries associated with this Page/task.
- (C) This link associates a new blog entry to this Page/task. Links (A) and (B) will only display blog entries that were added using link (C).
- If all students complete a blog task-using link (C), it will be much easier for the teacher to access all of the student blog entries through link (A). Otherwise, the teacher must navigate to each student's blog page, which is discussed later.

Once a **blog entry** is shared, teachers and students can leave a comment on that entry. Note that shared blog entries can also be viewed by students in *other* courses.

If unwanted comments are posted on someone's blog, the site administrator can delete them. Any such issue should be reported by the teacher to their mentor.

Teachers: Adding a Blog Menu Block and Associating it with an Activity

1. Navigate to a **blog writing task** from a LINC 3 to 7 course page.
2. Note this activity does not have an associated **Blog menu** block.
3. Click on the **Actions menu** icon.
4. Click on the **Turn Editing On** link.
5. Locate the **Blog** Page link.



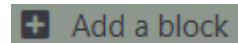
The **blog** page appears.

Environment Blog

Why you are concerned about the environment?

In your personal blog, write a paragraph to answer this question.

6. In the **Navigation drawer**, click on the **Add a block** link.



7. Choose, **Blog menu** from the **Add a block** pop up.

The **blog menu** appears beside the **blog** page.

Environment Blog

Why you are concerned about the environment?

In your personal blog, write a paragraph to answer this question.

Last modified: Wednesday, 9 October 2013, 2:09 PM

Blog menu

View all entries about this Page
View my entries about this Page
Add an entry about this Page

Blog entries
Add a new entry

How Students Add a Blog Entry Associated with an Activity

1. Navigate to a **blog writing task** from a LINC 3 to 7 course page.

2. Click on the **blog** link.



3. Read the **blog task** on the left.

Banking Blog

On your personal blog type three things that you have noticed about banks in Canada. Read the questions below before you write your blog. You do not have to answer these questions.

Is banking in Canada easy or difficult?
Is a visit to a bank in Canada fast or slow?
Is there too much technology in Canadian banks?
Are the people friendly at the banks or unfriendly?
Are there too many banks in Canada or too few?
Do you only use the banking machines or do you use the tellers?
Do you feel safe in Canadian banks?

Blog menu

View all entries about this Page
View my entries about this Page
Add an entry about this Page

Blog entries
Add a new entry

- On the **Blog menu** block to the right, click **Add an entry about this Page**.
- Type the **blog title** and the **post**.

There is an option to include an **attachment**.

- Select the appropriate setting in the **Publish to** drop down menu.

- Enter a **tag** or two to help others search for the blog post.

- In the **Associations** section, check the appropriate Blog about Page title.

Deselecting the **checkbox** will remove the association.

- Click on the **Save changes** button

Save changes

The result appears in the student's **blog space**.

Dashboard / Eduardo Garcia / Blog entries

Student's blogs link →

Eduardo Garcia Message

Blog entries about this Banking Blog by Eduardo Garcia

Blog about this Page

Canadian Banks
by Eduardo Garcia - Friday, 6 March 2020, 9:40 AM

Who can read the post → Anyone on this site

I have seen different things when I go to banks in Canada.
Banks in Canada are very clean and quiet.
The people who work in banks in Canada are friendly.
In Canada, most customers use ATMs not the tellers.

Associated Page: Banking Blog
Edit | Delete | Permalink
▶ Comments (0)

Associated page →

Publish to: Yourself (draft) vs. Anyone on this site

There are two **Publish to**: settings when saving a blog entry.

- **Yourself (draft)** means the entry is private and can be viewed only by you and the site administrator.
- **Anyone on this site** means the blog is available for everyone to see and comment on including the teacher, other students and even guests visiting this site.

Publish to

- Yourself (draft)
- Anyone on this site**

Looking at Blog Entries Associated with a Blog Writing Activity

1. Navigate to a **blog** writing task



2. Click **View all entries about this Page** in the **Blog menu** block.

The **student blog entries** associated with this Page appear.

Banking Blog

On your personal blog type three things that you have noticed about banks in Canada. Read the questions below before you write your blog. You do not have to answer these questions.

Blog menu

- View all entries about this Page
- View my entries about this Page
- Add an entry about this Page

Blog entries about Banking Blog

Blog about this Page

Page name

Student blog posts

What I see in Canadian Banks
 by Maria Gupte - Friday, 6 March 2020, 10:11 AM
 Anyone on this site
 When I go to my bank in Canada I see different things from my country. In Canada, everybody uses the machines. Only older people use the tellers. There are so many signs about bank services everywhere inside the bank. I like the banks that have free coffee.
 Tags: banks
 Associated Page: Banking Blog
 Edit | Delete | Permalink
 Comments (0)

Canadian Banks
 by Eduardo Garcia - Friday, 6 March 2020, 9:40 AM
 Anyone on this site
 I have seen different things when I go to banks in Canada.
 Banks in Canada are very clean and quiet.
 The people who work in banks in Canada are friendly.
 In Canada, most customers use ATMs not the tellers.
 Tags: bank
 Associated Page: Banking Blog
 Permalink
 [Modified: Friday, 6 March 2020, 9:56 AM]
 Comments (0)

Viewing Blog Entries for a Specific Student

It is possible for teachers to view all of a particular student's blog entries that have been published to anyone on the site.

1. Click **Participants** in the **Navigation Drawer**.



2. Locate and click on the **student's name**.

<input type="checkbox"/>	First name / Surname	Email address	Roles	Groups	Last access to course	Status
<input type="checkbox"/>	Ahmed Ali	ahmedali@fakemail.ca	Student	No groups	4 days 2 hours	Active
<input type="checkbox"/>	Beverly Davis	beverlydavis@fakemail.ca	Teacher	No groups	now	Active
<input type="checkbox"/>	Eduardo Garcia	eduardogarcia@fakemail.ca	Student	No groups	2 hours 56 mins	Active
<input type="checkbox"/>	Lee Chan	leechan@fakemail.ca	Student	No groups	4 days 2 hours	Active
<input type="checkbox"/>	Maria Gupte	mariaguptez@fakemail.ca	Student	No groups	15 mins 55 secs	Active

The target student's **View profile** course page appears.

3. Click on the **View all blog entries** link.

Note that **Blog posts** associated with individual activities are not shown on this list.

Maria Gupte

[Message](#) [Add to contacts](#)

User details

Email address
mariaguptez@fakemail.ca

Country
Canada

City/town
Oshton

Literacy

LINC/Level 1

Course details

Course profiles

LINC 4 (BD)
Ms. Beverly's LINC 3
Stage 2/3 Exemplar Course
LINC 5 (BD)

Roles

Student

Miscellaneous

[View all blog entries](#)

[Notes](#)

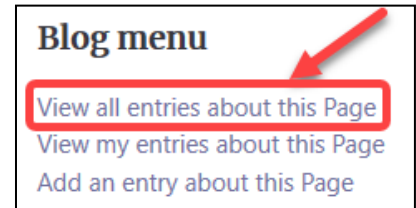
[Forum posts](#)

Commenting on Blog Entries

1. Navigate to a **blog** page.



2. In the **Blog** menu block, click on **View all entries about this Page**.



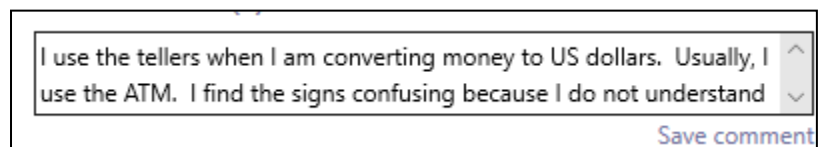
3. Navigate to a **blog entry** you would like to comment on.



4. Click **Comments** under the blog entry.

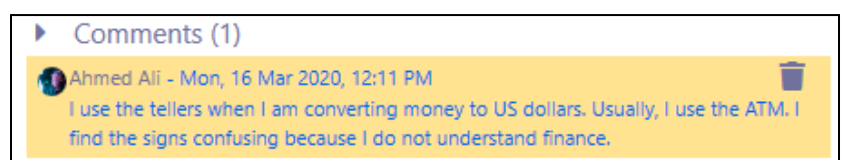
The **number** in brackets next to the **Comments** link shows the number of comments for that posting.

5. After clicking on the **Comments** link, a text box appears. Type your comments in the text box.



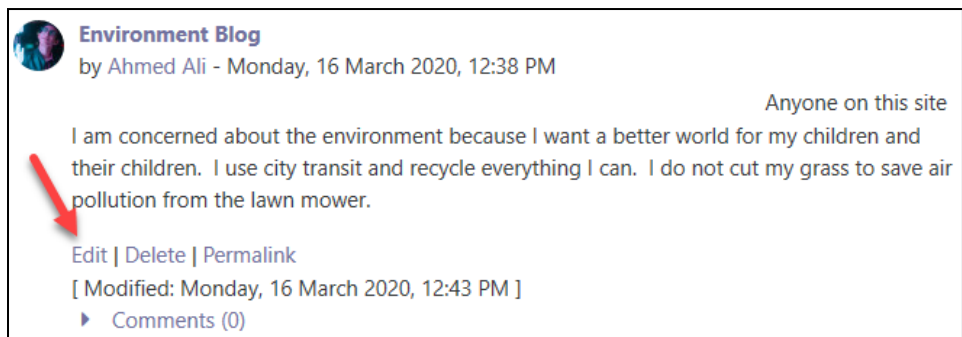
6. Click on the **Save comment** link.

7. The **comment** appears below the blog post.

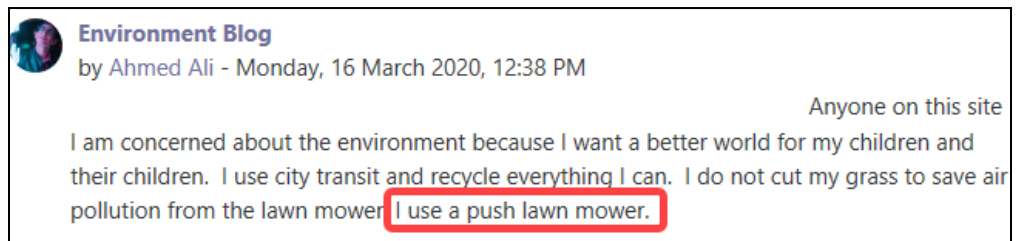


Editing a Blog Entry

1. Navigate to a blog entry you would like to edit.
Note: Unlike forum postings, teachers cannot edit student blogs. Only the owner of a blog, e.g. students, or the site administrator can do this.
2. Click on the **Edit** link in the blog posting. Note: There is a link to delete the posting as well.



3. Make the changes to the blog. Ahmed added another sentence to his blog post.
4. Click on the **Save changes** button to complete the editing process.



The changes have been updated.

Blog Help links

[Moodle Documents: Blogs](https://docs.moodle.org/39/en/Blog_menu_block)

<https://docs.moodle.org/39/en/Blog_menu_block>

[Moodle Documents: Blogs FAQ](https://docs.moodle.org/39/en/Blogs_FAQ)

<https://docs.moodle.org/39/en/Blogs_FAQ>