


This document explains how to add an Edulinc button to the home screen on an iPad or iPhone. When clicked, this button will launch Safari and open the edulinc.org home page.

How to Add an Edulinc Button to an iPad or iPhone Home Screen

1. Open Safari.



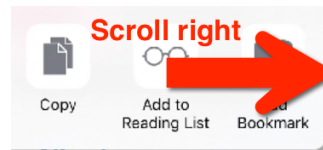
2. Surf to <http://edulinc.org>



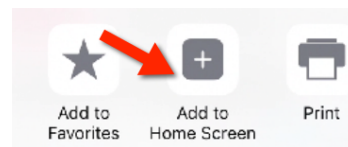
3. Click the “Share” button at the bottom of the screen.



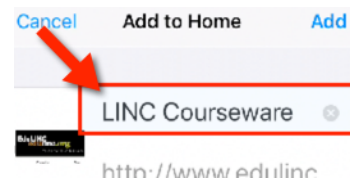
4. Scroll across until you view “Add to Home Screen”.



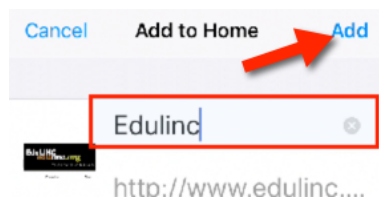
5. Click the “Add to Home Screen” button.



6. Change the name from LINC Courseware to “Edulinc” (optional).



7. Click the “Add” link.



The new button will appear in the Home screen.

