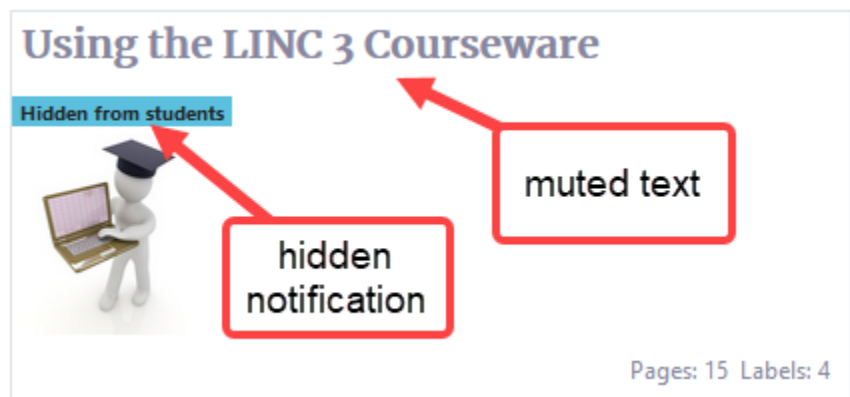


Showing and Hiding Course Content

The Avenue courseware is distributed with the topics (sections) hidden, and all activities within the topics hidden from learners. Before using the courseware with learners, instructors need to make the course content visible. As courses are being taught, instructors may also want to hide topics and content in the courseware that they are not using.

Hiding/Showing Course Topics

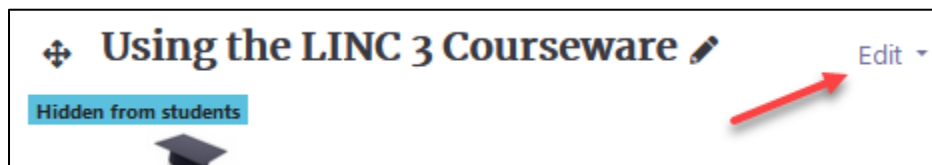
Note: When a topic is not visible, the message, **Hidden from students**, appears under the topic title.



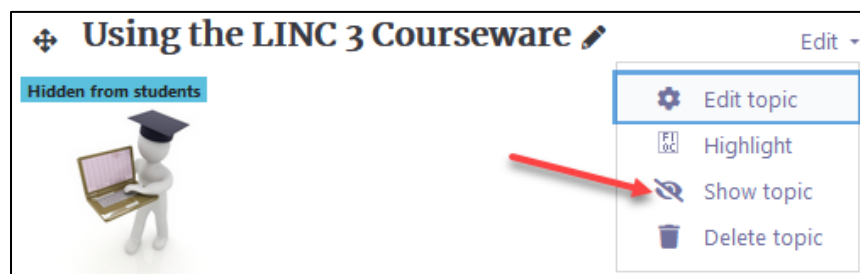
1. To show a **topic**, at the top of the course, click on the **Turn editing on** button.

Turn editing on

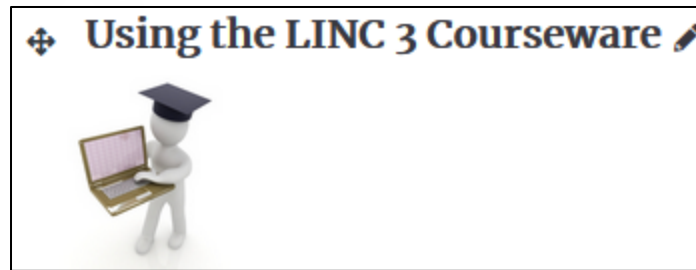
Note: Editing icons appear beside each course element on the screen.



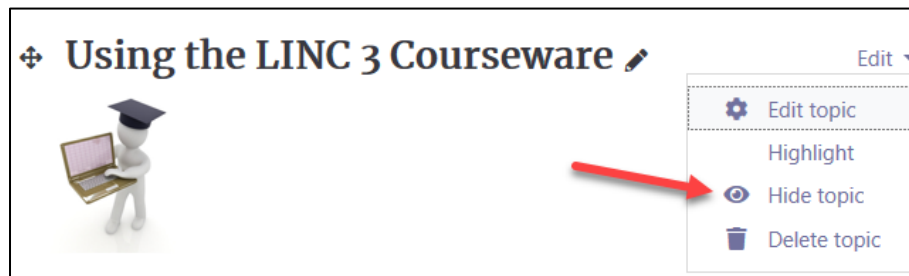
2. Click on the **Edit** link beside the **Topic** title.
3. In the drop-down menu, click on the **Show topic** option.



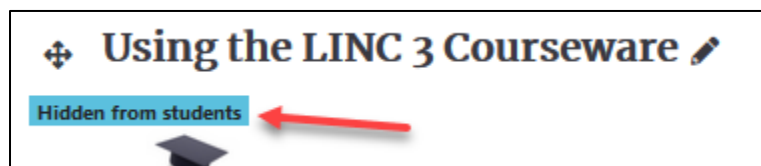
Note: The topic is now visible to learners.



4. To hide a **topic**, ensure that on the **Editing icons** are visible. (**Turn Editing on**)
5. Click on the **Edit** link beside the **Topic** title.
6. In the drop-down menu, click on the **Hide topic** option.




Note: The topic is not visible to learners. (It is hidden from them)

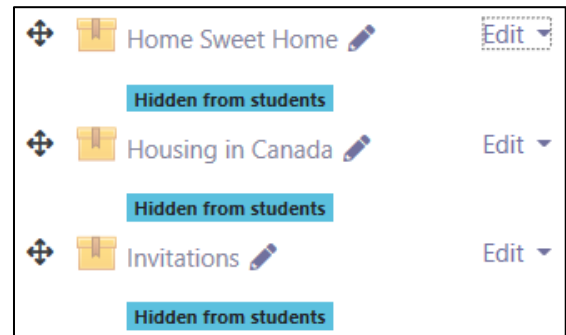


Showing/Hiding Activities and Resources

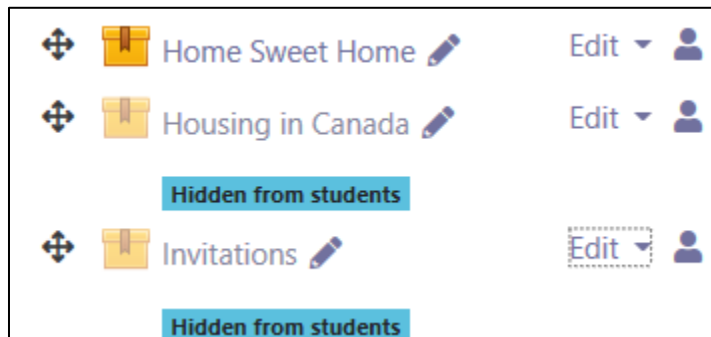
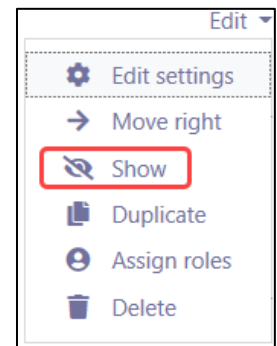
1. At the top of the course, click on the Turn editing on button.




The topics expand and all the activities appear on the course home page with editing icons visible. Activities and labels that are hidden, appear with muted text, a lighter color icon and a blue highlighted text that reads **Hidden from students**.



2. To access the **Hide** and **Show** features, an instructor must click on **Edit** beside the activity or resource title.
3. A drop-down menu appears with the **Show** editing icon.
4. Click on the **Show** link (in this example, Home Sweet Home). The icon turns brighter and the activity becomes visible, as shown below.



5. Click on **Edit**,  **Hide** to hide an activity or resource from students.

Course Homepage Help link

[Moodle Documents: Course homepage](https://docs.moodle.org/39/en/Course_homepage)

<https://docs.moodle.org/39/en/Course_homepage>